

Point-in-Time (PiT) Count of Homelessness – 2024



During November 2024, 48 volunteers conducted surveys and counts of individuals experiencing homelessness at shelters, transitional housing facilities, systems, and unsheltered locations within the Cape Breton Regional Municipality. With 209 individuals experiencing homelessness and an additional 29 experiencing hidden homelessness, there was a 47.2% increase in homelessness compared to previous counts.



104

SHELTERED

- Staying in emergency shelter, violence against women shelters, and transitional housing facilities supporting stay for less than one year.



76

UNSHelterED

- Living rough in places unfit for human habitation including streets, alleys, parks, transit stations, abandoned buildings, vehicles, encampments, and other outdoor locations.



29

SYSTEMS

- Staying overnight at a correctional or healthcare facility



29

HIDDEN

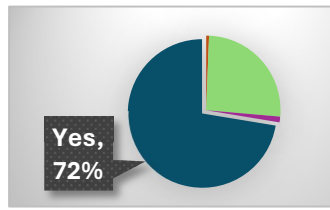
- Living temporarily with others without the guarantee of continued access to a safe and permanent residence. Not currently experiencing homelessness but are at risk of it.

KEY FINDINGS

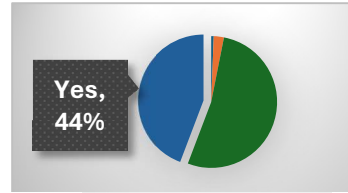
- I. Overall, 47.2% increase in homelessness from the previous count in 2022.
- II. IN LAST ONE YEAR:
 - Only 64 % individuals experiencing homelessness accessed Shelter Services.
 - Only 47% individuals experiencing homelessness accessed Transitional Housing services.
 - 46% individuals experiencing homelessness have stayed overnight in an unsheltered in public space
 - 41% individuals experiencing homelessness have stayed overnight in an encampment
 - 34% individuals experiencing homelessness have stayed overnight in a vehicle.
 - 30% individuals were sent to Hotel/Motel funded by City/homelessness program.
 - 31% of individuals experiencing homelessness have been to jail, prison, or other correctional facility.
- III. CHRONIC HOMELESSNESS:
 - 42% of surveyed individuals experienced homelessness for the entire previous year
 - 50% individuals experienced homelessness for about half or more time, over the past 3 years.
- IV. Enumeration data indicates a higher proportion of children under services compared to survey reports.
- V. A high number of individuals experience homelessness for the first time during their youth, while the peak

Point-in-Time (PiT) Count of Homelessness – 2024

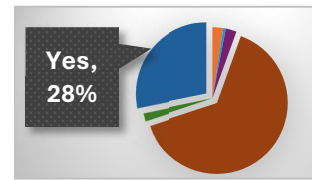
Mental Health



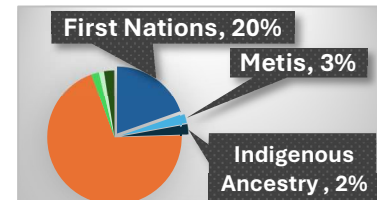
Limited Physical Mobility



Eviction

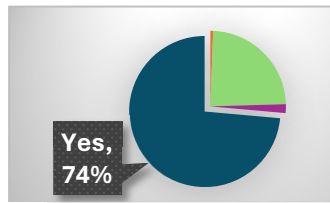


Indigenous identity



BARRIERS

Addictions



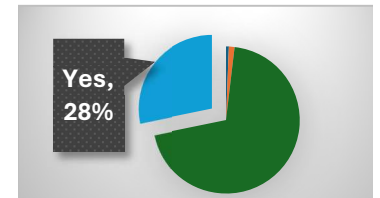
Housing issues



Family Breakdown



Lived in Foster Care



RECOMMENDATIONS

- I. **Prioritize Vulnerable Populations:**
Focus on chronic homelessness, youth, and families. Expand outreach and provide targeted support, including mental health and substance use services.
- II. **Expand Shelter and Transitional Housing:**
Increase shelter capacity, promote diversion programs, and invest in youth-specific shelters with trauma-informed care, education, and employment services. Strengthen eviction prevention with rental assistance and legal aid.
- III. **Invest in Long-Term Housing Solutions:**
Create "supportive living villages" or communities with personalized services for individuals with specific needs (e.g., physical, mental health, substance use). Ensure affordable housing access and long-term support.
- IV. **Housing First Approach:**
Prioritize stable housing first, with enhanced outreach and resources for affordability and safety. Strengthen housing support services and case management for long-term stability.
- V. **Collaborative Partnerships:**
Build partnerships with local governments, nonprofits, and healthcare providers. Engage landlords to create affordable housing and support both tenants and landlords.
- VI. **Track Progress and Evaluate Outcomes:**
Strengthen Coordinated Access Systems and use PIT counts and data tracking to monitor and adjust strategies as needed.